


Magnetic Holding CZWH3000A-K Magnetic Holding DC Contactor



USES

This product realizes zero power connection when working. Applicable to electroplating power supply, charging pile, telecommunication equipment, automation equipment, energy saving and environmental protection system, road traffic lighting system, program-controlled power supply and uninterruptible power supply equipment.

<u>CZWH</u>	<u>3000A</u>	<u>-K</u>	<u>-C</u>	<u>-S</u>	<u>-□</u>	<u>-□</u>	<u>/24V</u>
1	2	3	4	5	6	7	8
1	Product type: 1NO 1NC						
2	Rated current						
3	Megnetic holding structure: K Two joint magnetic retention(Single coil, Two joint self-locking); 2K Three joint magnetic retention(Double coil, Three joint self-locking)						
4	Magnetic blowouts						
5	Auxiliary switch						
6	Mounting bracket type: 2L Two vertical (default), 1L One vertical, M Horizontal						
7	Other function codes: I: With suppressor diode, R: With pre-charged resistance						
8	Coil rated voltage: 6V,12V,24V,36V,48V,60V,72V,84V,120V,150V,220V etc.						

USE OF THE ENVIRONMENT

Contact lead M12 tightening	≥30 appropriate
Coil lead-out torque (N.m)	≥0.8 appropriate
Ambient temperature	-25~+70℃
Relative humidity	+20℃ 98%
Vibration freq. at the fixed	3G, 1~50Hz amplitude 0.5mm
Concussion	(60~100) time/minute、
Altitude	2000m
Installation direction	Random
International protection	IP40 (According IEC60947)

ORDER INSTRUCTION

Package QTY.	4pcs
DIM.(cm)	43.5*32.5*24.5
Mounting bracket type	2L Two vertical (default), 1L One vertical, M Horizontal

ORDER FORM DESCRIPTION

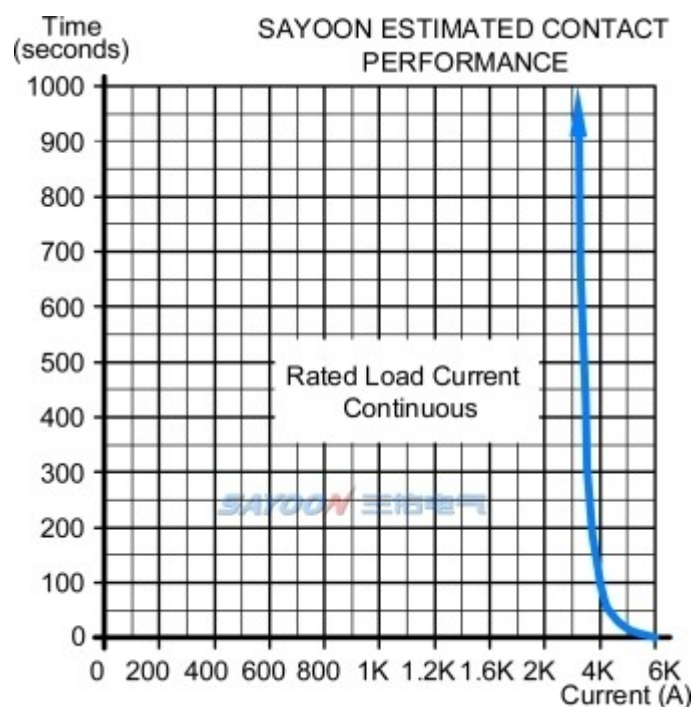
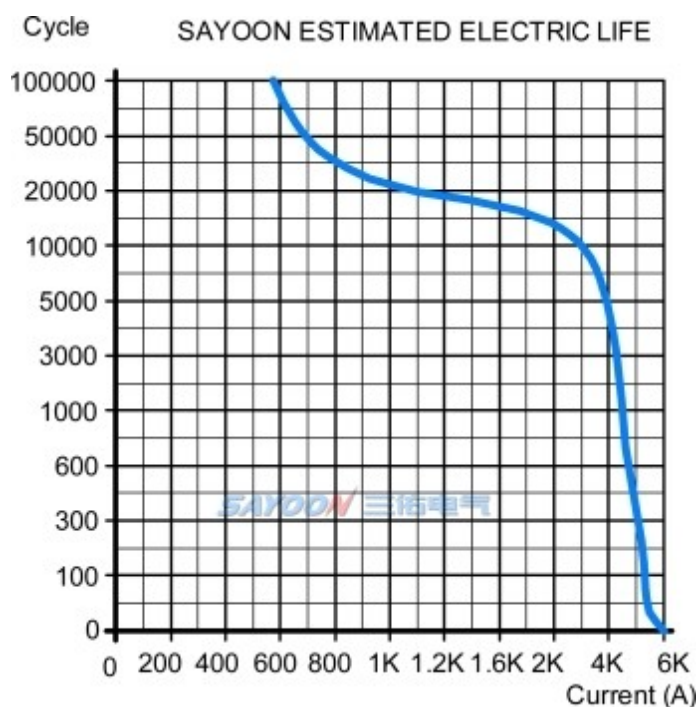
When ordering, please state the following: name, full model, control coil voltage specification, installation frame type, whether with auxiliary contact, order quantity. For example: Magnetic Holding DC Contactor CZWH3000A-K/24V 100pcs, indicating the load rated current 3000A, without auxiliary contact, default mounting bracket, coil control voltage 24V purchase 100pcs. Special voltage specification products, such as user needs can be special order.

TECHNICAL PARAMETERS

(Version 1.41)

SAYOON Product Type	CZWH3000A-K
Contact form	2 Circuit
Coil Rated voltage (DC V)	6V,12V,24V,36V,48V,60V,72V,84V,120V,150V,220V etc.
Contact voltage (DC V)	≤60V
Rated load current of contact 48V circuit (DC-1)	3000A
Typical voltage drop across contacts per 100A	≤80mV
The cooling pull-in voltage at (20±5)°C (V)	≤80%
The cooling drop-out voltage at (20±5)°C (V)	≤80%
Working voltage range of 40°C coil	0.8-1.2Us
Pulse dration	200ms≤t≤1s
Operating frequency(square wave)	1 minute≤6 times
Insulation Resistance	100MΩ
Electric strength to resist	50Hz/60Hz 2200VAC 1minute
Typical fault currents which can be ruptured	4000A/5ms at 48V DC
Coil power (W)	K Start: 30-42, 2K Start: 60-82, Keep: 0
Temperature rise of coil (K)	Normal temperature
Temperature rise on outgoing terminal (K)	≤65
Electrical life	10,000 times
Mechanical life	300,000 times
Work specification	Continuous
Contact material	Ag alloy
Load terminal type	M12 Screw

LOAD CHARACTERISTIC CURVE

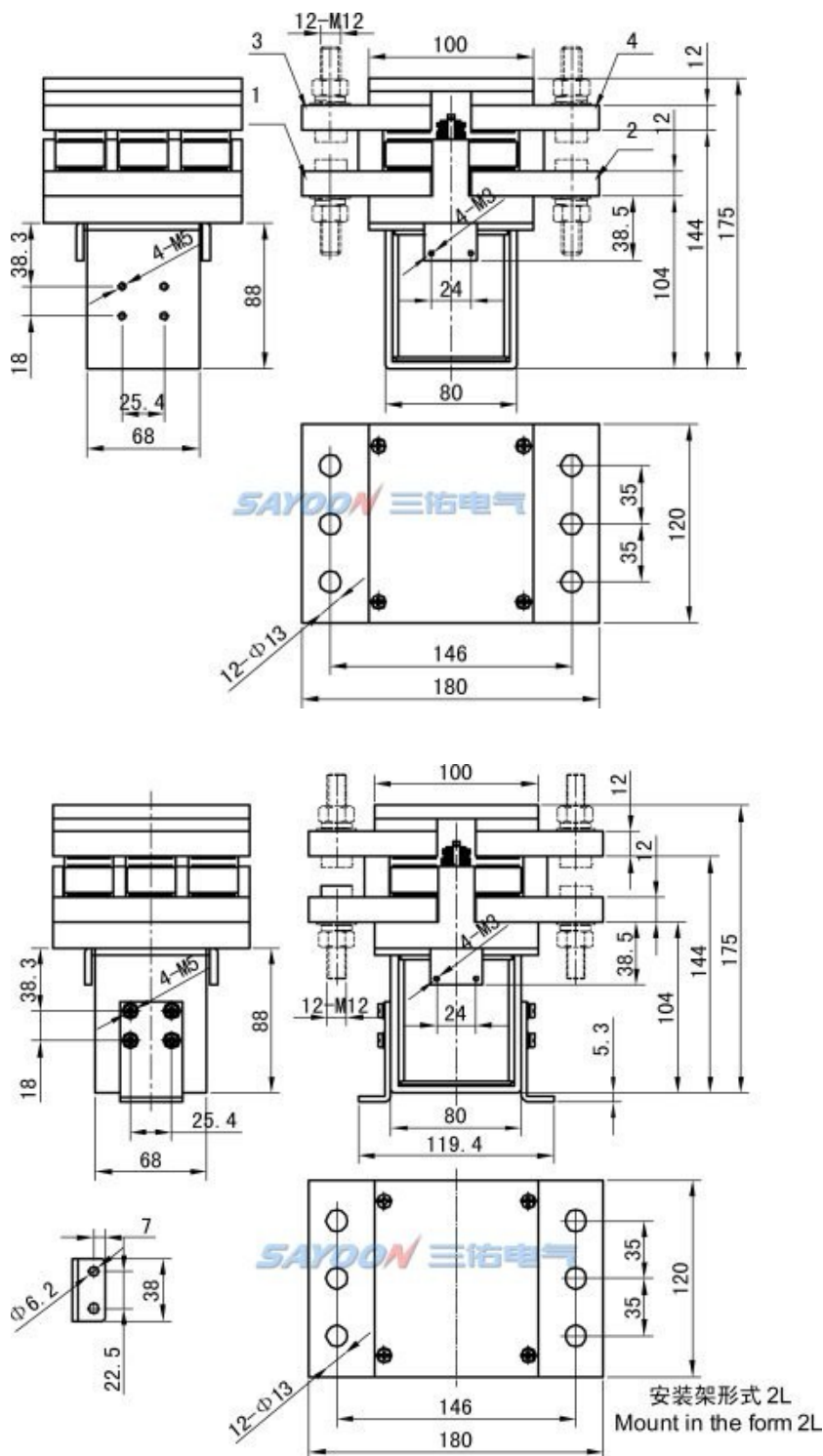


OTHER TECHNICAL PARAMETERS

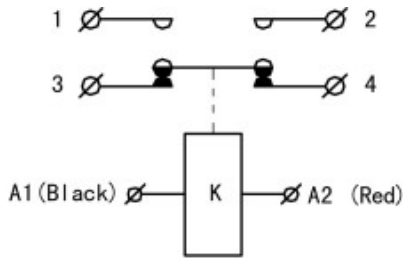
Coil terminal type	0.3 square wire, 320mm long
Auxiliary contact rated load (optional)	2A/48VDC, 5A/24VDC
Testing organization certification	CE, FCC

Note: As regarding to the different using environments of customers which requires different focus of the functions, and in order to improve the comprehensive properties of our products, sayoon may adjust the coil parameters, temperature rise and so on. The above parameters are for reference only. For details, please refer to the guidelines for selection and use of the SAYOON DC contactor.

INSTALLATION DIAGRAM



WIRING DIAGRAM

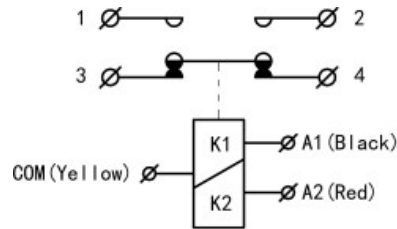


K Two Jiont Magnetic Retention(Two Jiont Self-locking)

1.2.3.4 Main Contact Terminal

A1(Black).A2(Red) Coil Terminal

A1(Black)Connect the negative pole of the power supply .
A2(Red)Connect the positive pole of the power supply .
1 and 2 main contact on . 3 and 4 main contact disconnection.
A1(Black)Connect the positive pole of the power supply .
A2(Red) . Connect the negative pole of the power supply .
1 and 2 main contact disconnection. 3 and 4 main contact on.



2K Three Jiont Magnetic Retention(Three Jiont Self-locking)

1.2.3.4 Main Contact Terminal

A1(Black).COM(Yellow).A2(Red) Coil Terminal

Common positive electrode COM(Yellow)Connect the positive pole of the power supply . A1(Black)Connect the negative pole of the power supply . 1 and 2 main contact on . 3 and 4 main contact disconnection.
COM(Yellow)Connect the positive pole of the power supply .
A2(Red)Connect the negative pole of the power supply .
1 and 2 main contact disconnection . 3 and 4 main contact on.
Public negative electrode COM(Yellow)Connect the negative pole of the power supply . A1(Black)Connect the positive pole of the power supply . 1 and 2 main contact disconnection . 3 and 4 main contact on.
COM(Yellow)Connect the the negative pole of the power supply .
A2(Red)Connect the positive pole of the power supply .
1 and 2 main contact on . 3 and 4 main contact disconnection.

FEATURES

Suitable for electric forklift, battery cars, tractors, excavators, brick machine, cleaning vehicles, automotive air-conditioning, communication power supply, uninterruptible power supply, power supply switches such as electroplating electronic control system control circuit, has the advantages of small volume, large load capacity, long service life, easy maintenance and other characteristics, welcomed by users. The products in accordance with the standard of the JB2286-78, JB3974-85, YD / 585-92, YD / T512-92 requirements; the plant and related test unit test, meet the standard requirements, the user use for many years, the maximum to meet user needs, quality and reliable.

3D NUMERICAL AND MODELING INTERACTIVE DISPLAY

CZWH3000A-K-2L: <http://www.sayoon.com/en/v3d/p.html?type=czwh3000a-2l>